

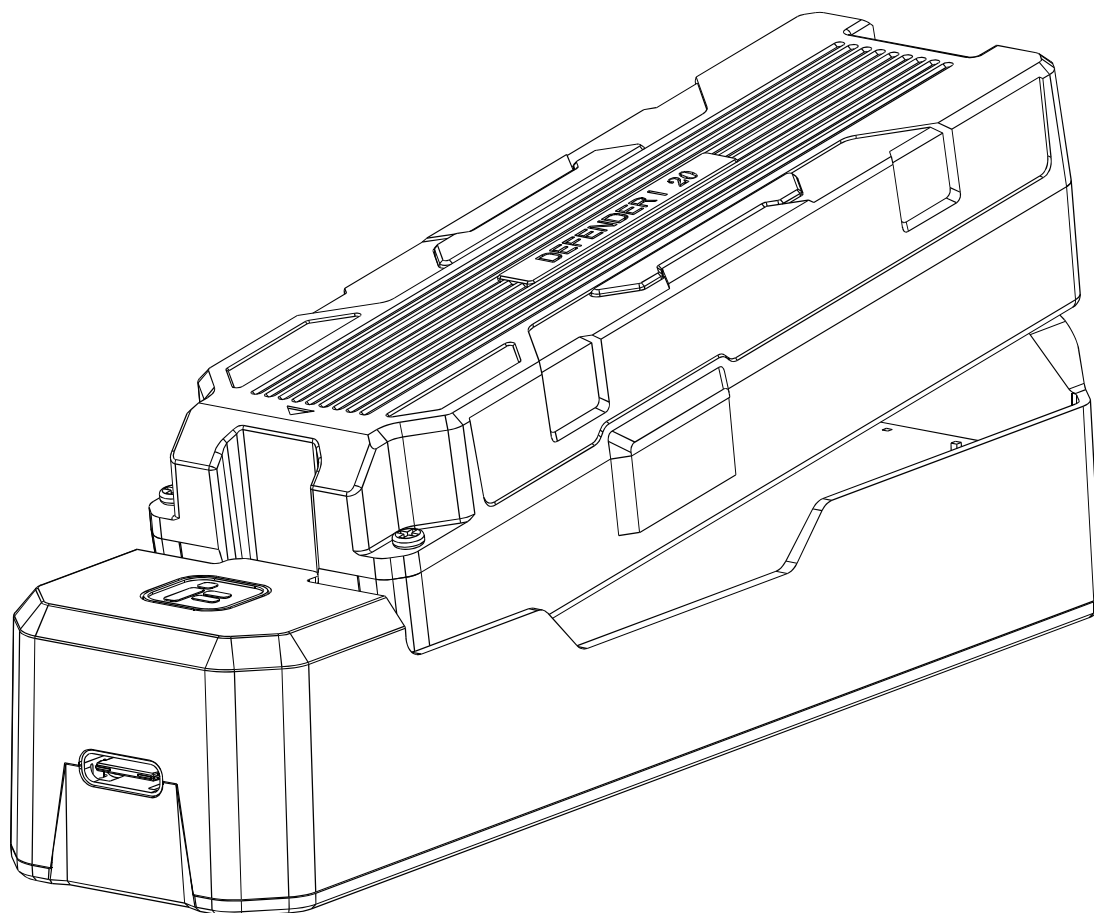
Defender 20



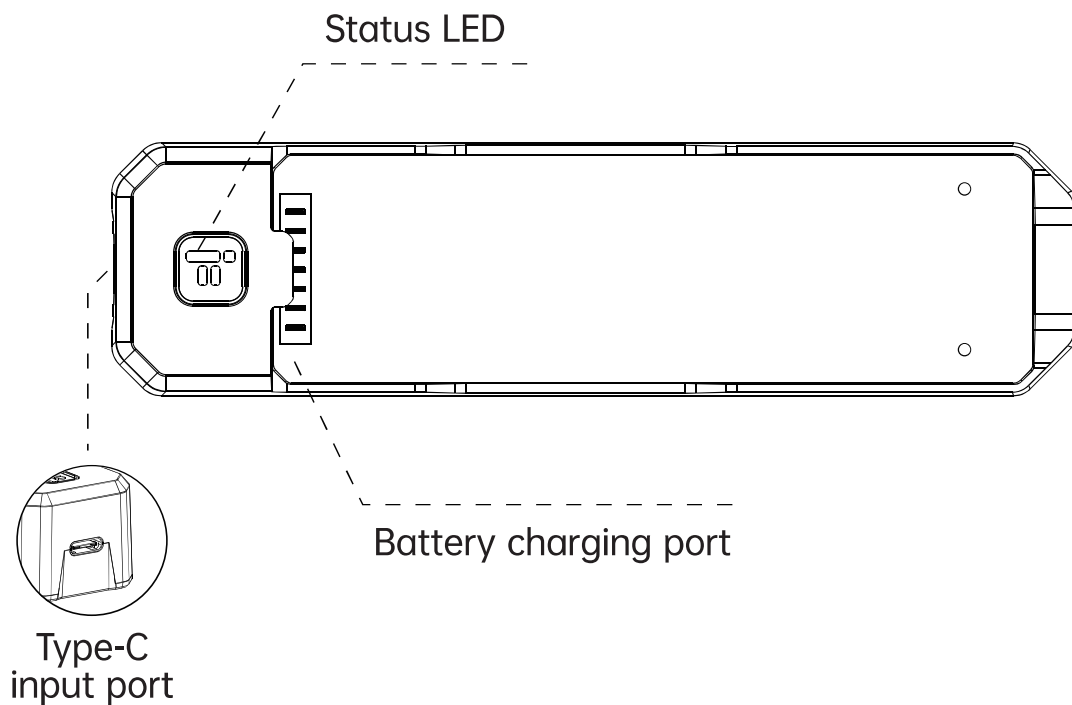
充电适配器使用指南

Charge Adapter User Guide

- | | |
|--|-------------------------------------|
| 1. 充电器概述
Overview | 5. 注意事项
Notes |
| 2. 使用操作
Operation | 6. 规格参数
Specifications |
| 3. 状态指示灯及描述
LED Indicators Status
And Descriptions | 7. 充电时间
Charging Time |
| 4. 免责声明与警告
Disclaimer And
Warning | 8. 售后服务/联系方式
After-Sales Service |



1、 Overview



Introduction

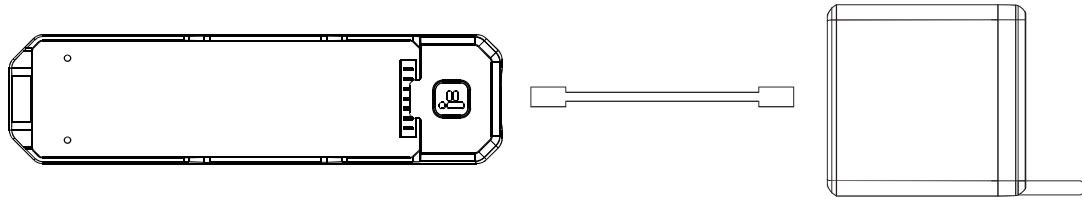
This single balance battery charger is designed for the Defender 20 battery and can be plug and play without any additional adjustments or complicated settings. It features fast charging and storage discharge functions. Supports up to 35W charging power, PD and QC fast charging protocols. Suitable for Defender 20 900mAh 3S battery. It has the advantages of being lightweight, easy to store, simple to operate and convenient to carry.

Features

1. Exclusive charge adapter for Defender 20, plug and play, no additional adjustment and setting required.
2. Type-C connector supports PD and QC fast charging protocols input.
3. without fan design, quiet and noiseless.
4. Maximum 200mA balanced current.
5. Supports 35W charging, compatible with Defender 20 900mAh 3S battery.
6. Lightweight, easy to store, simple to operate and convenient to carry.
7. The charger will stop charging automatically when the charging is completed.

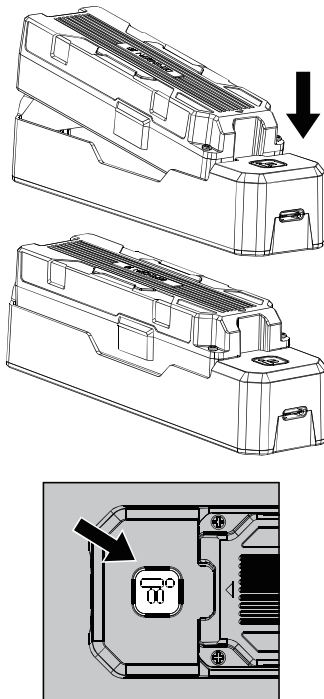
2、Operation

1、Connect the battery charger and the USB cable



The power of the charger needs to be greater than that of the Defender 20 charge adapter in order to fully utilize the performance of the charger.

2、Connect the battery



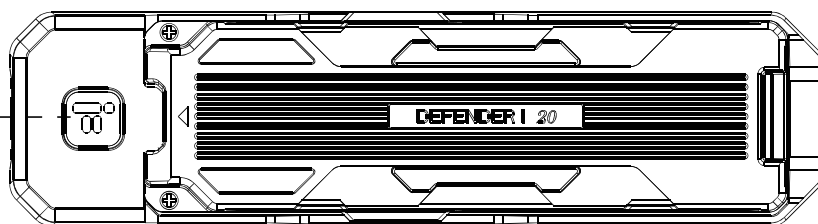
① Insert the head of battery into the blade connector.

② Install the tail of battery in place.




③ The indicator light flashes once, indicates it's powered on.

3、LED Indicators Status and Descriptions

breathing light



Green light breathing indicates it's charging

Indicator colour and flashing mode	Description
 Green light always on	Battery is fully charged in 35W mode
 Green light breathing	Battery is charging in 35W mode
 Red light flashing	Battery abnormal, please stop charging

4、Disclaimer and Warning

This product is a multi-rotor aircraft, equipped with powerful motors and sharp propellers, has fast flight speed, but also has a certain hazard when operating, need to be used with caution. This product is not a toy and requires some basic knowledge to control, so please pay special attention to the warnings and cautions before you start using it. iFlight reserves the right to update this Disclaimer.

By using this product, you are deemed to have understood, acknowledged and accepted all of the terms and conditions of this document and you undertake to be responsible for your own actions and all consequence arising therefrom. You undertake to use this product only for legitimate purposes and agree to all of the terms and conditions of this document and any related policies or guidelines that iFlight may establish.

iFlight is a trademark of iFlight Innovation Technology Limited. and its affiliated companies Name of products, brands, etc, appearing in this document are trademarks or registered trademarks of their respective owner companies. iFlight reserves the right to update this disclaimer and the safety guidelines. Visit www.iflight-rc.com for the latest version.

Warning:

Before operating this product, make sure to familiarize yourself with its functions. Failure to operate the product correctly may result in serious injury to yourself or others, as well as damage to the product and property. This is a complex product that requires some basic knowledge and a period of familiarization before it can be used safely. It is not suitable for use by children. Do not use parts that are not supplied or recommended by iFlight, and ensure that the product is installed and used strictly according to iFlight's guidelines. This guidance document contains instructions for safety, operation, and maintenance. Always carefully read all instructions and warnings in the user manual before assembling, setting up, and operating the product.

5、Notes

1. This charger is only suitable for charging Defender 20 900mAh 3S battery. Do not use this charger to charge any other battery type.
2. When using this charge adapter to charge battery, it is recommended to use it with the iFlight 100W or iFlight 30W portable charger, or other USB chargers that support USB PD, QC fast charging protocol.
3. Please place the charge adapter in a stable position and pay attention to insulation and fire prevention when charging.
4. Do not cover the battery and charge adapter during charging, as this will affect heat dissipation.
5. Do not touch or short the metal terminals with your hands or other objects to avoid short circuits.
6. If foreign objects are attached to the metal terminals, please wipe them with a dry cloth.
7. Do not use it in wet or cold environments.
8. After completing charging or storage, remove the battery and avoid connecting it for a long time.
9. It is forbidden to use this product near flammable and explosive materials, and it is forbidden to use this product on airplanes, ships, trains, high-speed rails, subways and other means of transportation.
10. If any abnormalities or overheating occur during the use of this product, please stop using it immediately and contact the dealer or purchase store for after-sales processing.

6、Specifications

Product Model	Defender 20 Type-C Charge Adapter
Applicable Battery	Defender 20 900mAh 3S
Applicable Charger and Protocols	Recommended for use with iFlight 100W or iFlight 30W portablechargers or other USB chargers supporting USB PD, QC fast charging protocols
Working Temperature	5°C to 40°C
Input Voltage	5-20V
Output Current	3.8A (MAX)
Balance Current	200mA
Product Size	125*33*25mm
Product Weight	47g

7、Charging Time

Battery Type	Charge Mode	Input Voltage	Charging Time
Defender 20 900mAh 3S	35W	5V	Approx 63min
	35W	9V	Approx 39min
	35W	12V	Approx 31min
	35W	15V	Approx 31min
	35W	20V	Approx 28min
<p>Note :</p> <p>The input power needs to meet the power set by the charger in order to fully utilize all of its charging capabilities.</p>			

8、After-Sales Service



Follow us for more information and support

iFlight InnovationTechnology Ltd.
F5, NO.3 Sheng Hua Rd, Zhong Kai, Huizhou
516006,Guangdong,CHINA

www.iflight-rc.com
0752-3866695