

Nazgul DC5 ECO V1.1

机架组装示意图

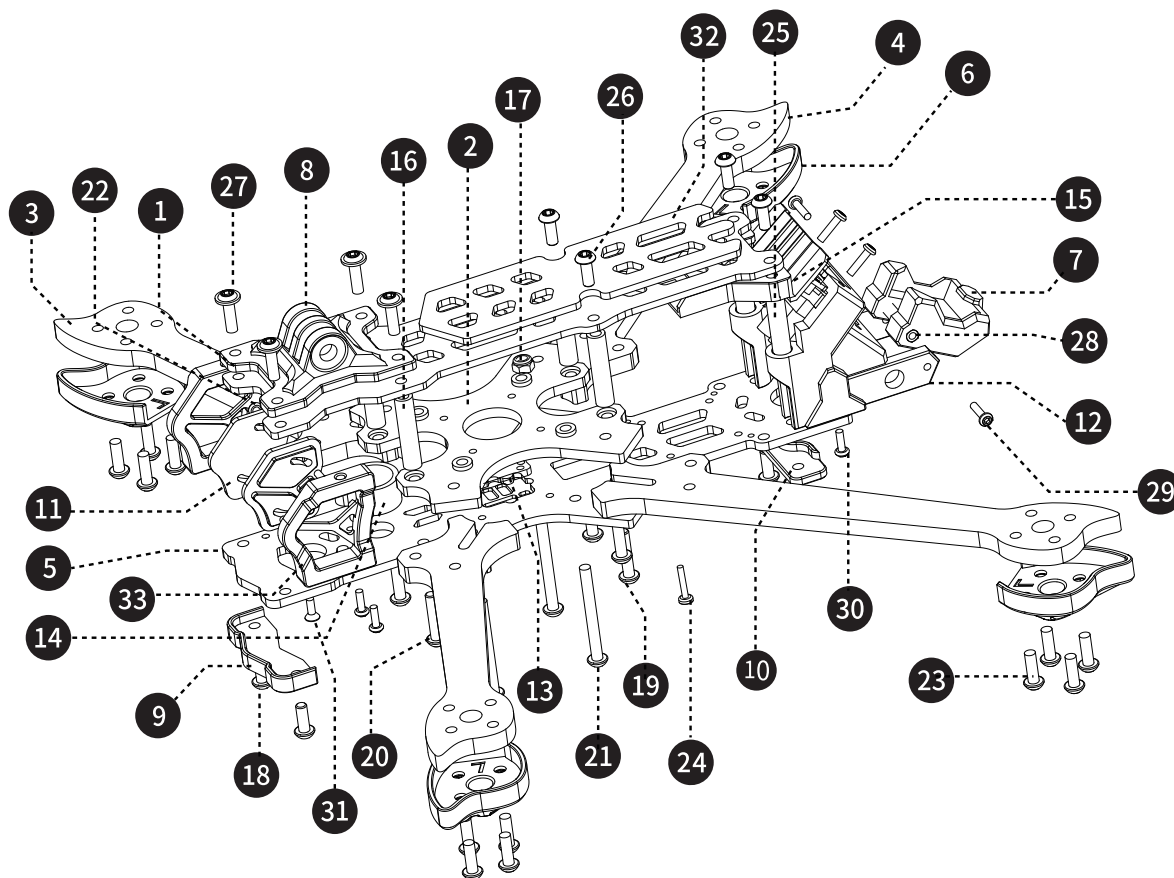
Frame Assembly Guide

1. 顶板
Top plate
2. 中板
Counter plate
3. 机臂A
ArmA
4. 机臂B
ArmB
5. 底板
Bottom plate
6. 脚垫打印件
Arm guard TPU
7. GPS座
GPS mount TPU
8. 可调节狗座底座打印件
GoPro bottom stand TPU
9. 前保险打印件
Front bumpers TPU
10. 后保险打印件
After bumpers TPU
11. 摄像头硅胶侧板
Silicone camera side plate
12. 图传天线座打印件
Antenna TPU
13. LED灯显LOGO 打印件
LED logo TPU
14. BB响/蜂鸣器打印件
Buzzer holder TPU
15. 接收机座 TPU
Receiver Mount TPU
16. M3*22 圆形网纹铝柱
M3*22 Al. standoff
17. M3 防松自紧螺母
M3 lock nut
18. M3*8 内六角螺丝
M3*8 hex screw
19. M3*10 内六角螺丝
M3*10 hex screw
20. M3*14 内六角螺丝
M3*14 hex screw
21. M3*30 内六角螺丝
M3*30 hex screw
22. M2*5 内六角螺丝
M2*5 hex screw
23. M3*9 内六角螺丝
M3*9 hex screw
24. M1.6*10 内六角螺丝
M1.6*10 socket head cap screws
25. M3*29 圆形网纹铝柱
M3*29 Al. standoff

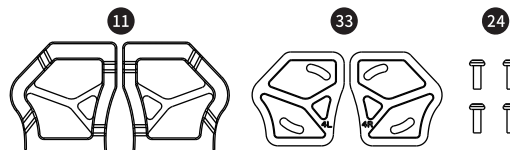
- | | | |
|----|---|----|
| x1 | 26. M3*6 内六角螺丝
M3*6 hex screw | x5 |
| x1 | 27. M3*8 内六角带垫螺丝
M3*8 wash head hex screw | x5 |
| x2 | 28. M2*25 圆形网纹铝柱
M2*25 Al. standoff | x2 |
| x2 | 29. M2*8 内六角带垫螺丝
M2*8 wash head hex screw | x3 |
| x1 | 30. M2*8 内六角自攻螺丝
M2*8 self-tapping hex screw | x5 |
| x4 | 31. M2*6 内六角沉头螺丝
M2*6 countersunk hex screw | x3 |
| x1 | 32. 格纹硅胶电池防滑垫
Battery pad | x2 |
| x1 | 33. 摄像头侧板CNC
CNC camera side plate | x2 |
| x1 | 34. 侧板
Side panels | x2 |

(附赠)/(Additional parts)

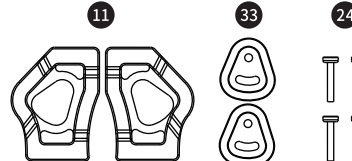
- | | | |
|----|--|----|
| x2 | 1. 集线管
Motor wire protector | x4 |
| x1 | 2. 20*250超纤皮电池扎带
20*250 Battery strap | x2 |
| x1 | 3. M5螺母
M5 nut | x1 |
| x1 | 4. 内六角扳手
Allen wrench | x1 |
| x1 | 5. M5*20 内六角螺丝
M5*20 hex screw | x1 |
| x1 | 6. 通用贴纸V4
Sticker V4 | x1 |
| x5 | 7. IPEX直头转SMA直头内针转接线
IPEX to RP-SMA F Adapter Cable | x2 |



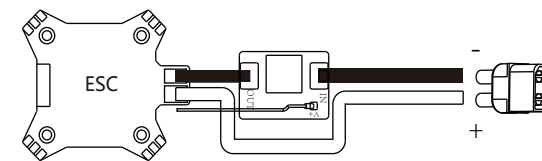
DJI O4 Pro版本使用此CNC&硅胶侧板&M2*6螺丝
The DJI O4 Pro version uses CNC & silicone side panel with M2*6 screws.



DJI O3版本使用此CNC&硅胶侧板&M1.6*10杯头螺丝
The DJI O3 version uses CNC & silicone side panel with M1.6*10 cup head screws.



防打火模块接线
Anti-Spark filter wiring diagram



Nazgul ECO 侧板安装示意图

Nazgu ECO Side Panel Installation Diagram

