

Defender 25



充电适配器使用指南 Charge Adapter User Guide

充电器概述
Overview

免责声明与警告
Disclaimer and Warning

使用操作
Operation

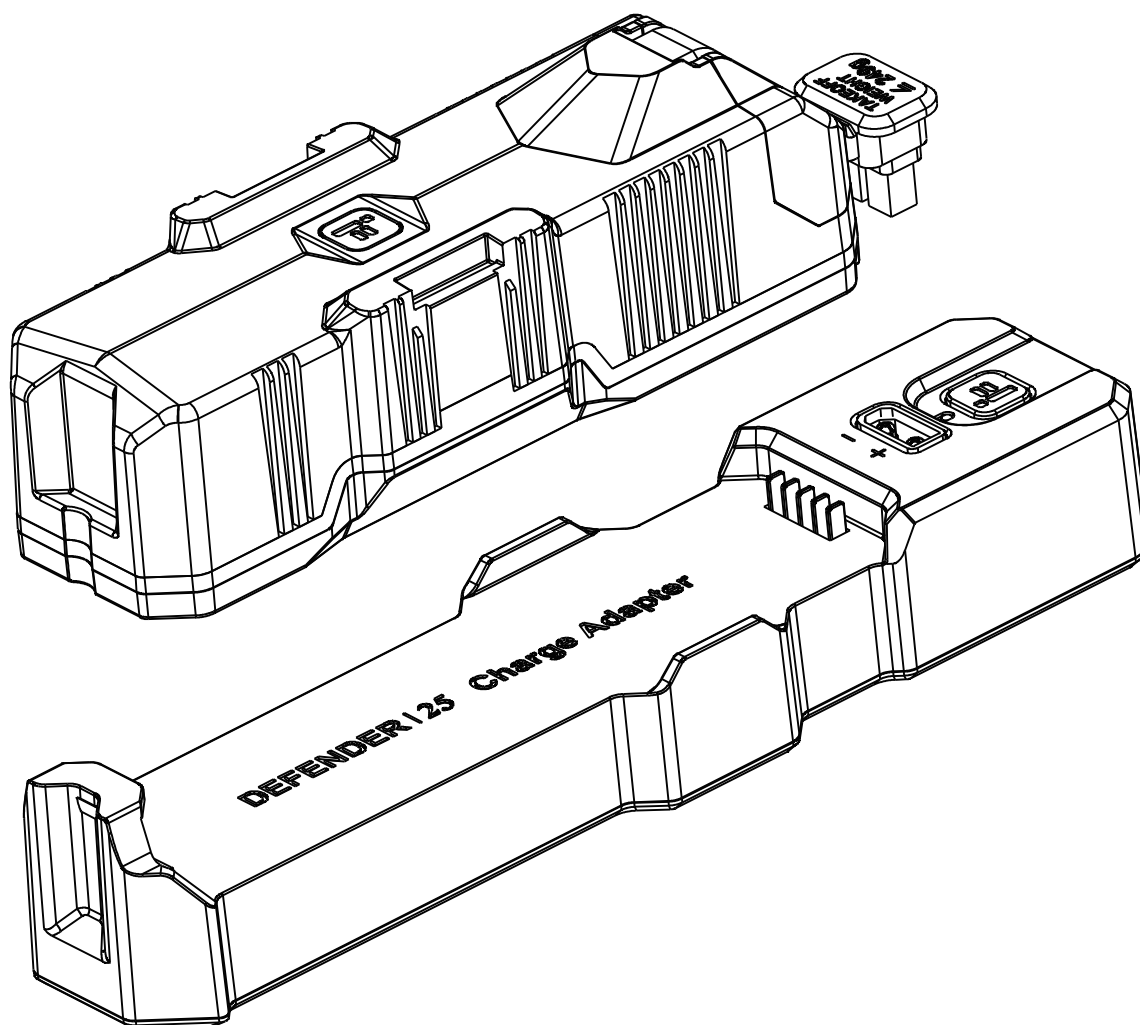
注意事项
Notes

模式切换及按键操作
Mode Switching And
Button Operation

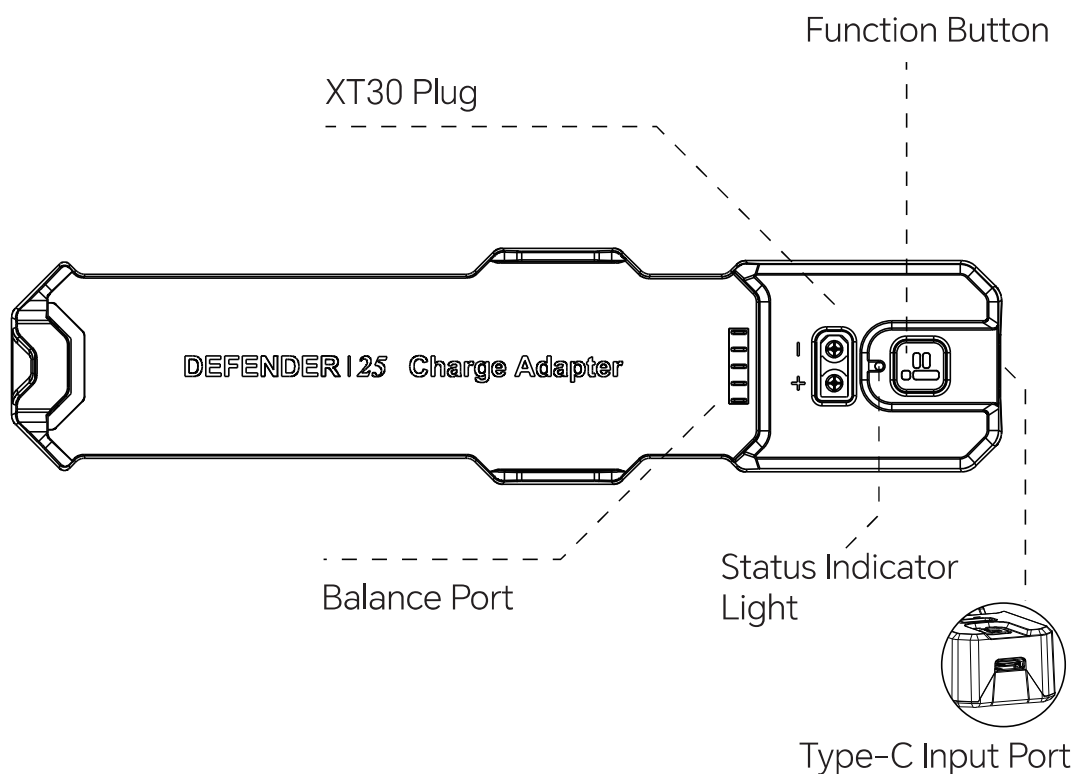
规格参数
Specifications

状态指示灯及描述
LED Indicators Status
And Descriptions

充电时间
Charging Time



Overview



Introduction

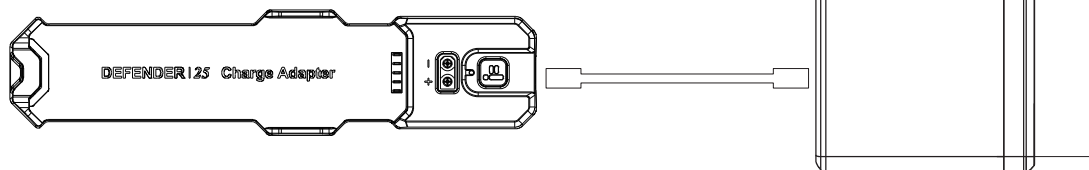
This charge adapter is designed for the Defender 25 battery and can be plug and play without any additional adjustments or complicated settings. It features fast charging and storage discharge functions. Supports up to 45W charging power, PD and QC fast charging protocols, 25W and 45W adjustable charging power. Suitable for Defender 25 550mAh 4S and 900mAh 4S batteries. It has the advantages of being lightweight, easy to store, simple to operate and convenient to carry.

Features

1. Exclusive charge adapter for Defender 25, plug and play, no additional adjustment and setting required.
2. Type-C connector supports PD and QC fast charging protocols input.
3. No-fan design, quiet and noiseless.
4. Maximum 500mA balanced current.
5. Supports 25W and 45W charging, compatible with Defender 25 550mAh 4S and 900mAh 4S batteries.
6. Lightweight, easy to store, simple to operate and convenient to carry.
7. Supports storage mode function, can charge or discharge the battery to a single cell voltage of 3.85V.
8. The charger will stop charging automatically when the charging is completed.

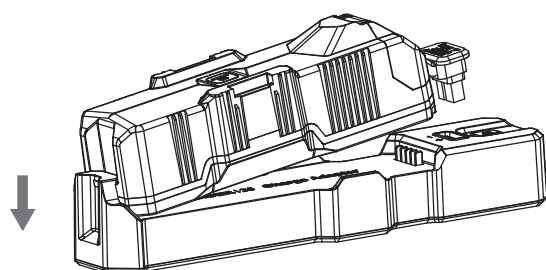
Operation

1. Connect the charger and the USB cable

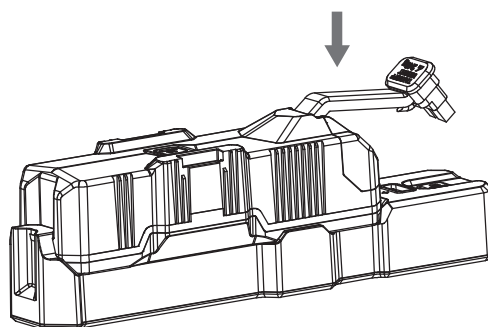


The power of the charger needs to be greater than that of the Defender 25 charge adapter in order to fully utilize the performance of the charger.
(Recommended to use with the iFlight 100W portable charger)

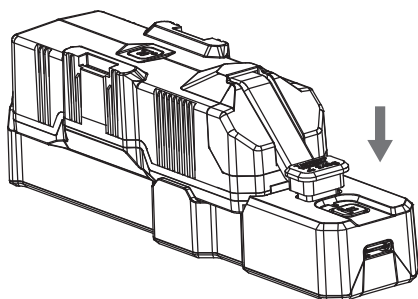
2. Connect the battery



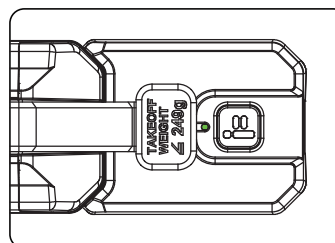
① Put the tail of the battery into the buckle.



② Connect the balance port, please insert carefully!

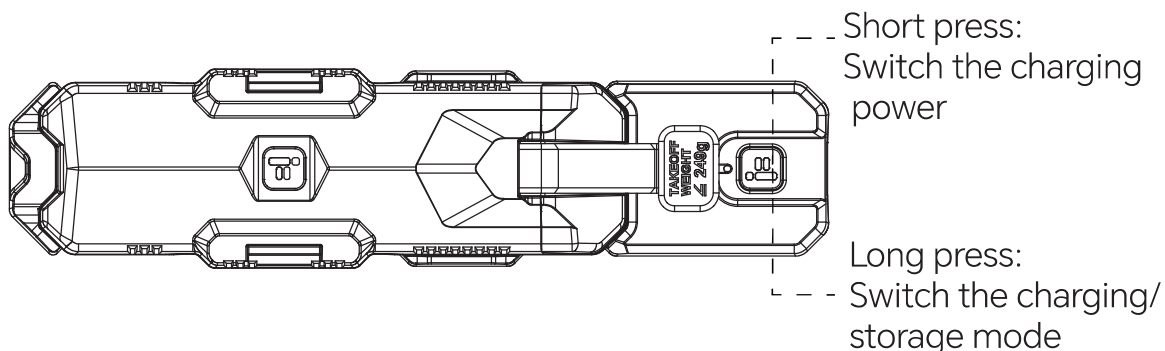


③ Connect the XT30 plug.



④ Green light or blue light breathing indicates it's charging. ● ●








Mode Switching And Button Operation



Short press:
Switch the charging power

Long press:
Switch the charging/
storage mode

LED Indicators Status And Descriptions

Indicator colour and flashing mode	Description
 Green light always on	Battery is fully charged in 25W mode
 Green light breathing	Battery is charging in 25W mode
 Blue light always on	Battery is fully charged in 45W mode
 Blue light breathing	Battery is charging in 45W mode
 Yellow light always on	Storage mode completed
 Yellow light breathing	Storage mode in progress
 Red light flashing	Battery is abnormal, please stop charging

Disclaimer and Warning

This product is a multi-rotor aircraft, equipped with powerful motors and sharp propellers, has fast flight speed, but also has a certain hazard when operating, need to be used with caution. This product is not a toy and requires some basic knowledge to control, so please pay special attention to the warnings and cautions before you start using it. iFlight reserves the right to update this Disclaimer.

By using this product, you are deemed to have understood, acknowledged and accepted all of the terms and conditions of this document and you undertake to be responsible for your own actions and all consequence arising therefrom. You undertake to use this product only for legitimate purposes and agree to all of the terms and conditions of this document and any related policies or guidelines that iFlight may establish.

iFlight is a trademark of iFlight Innovation Technology Limited. and its affiliated companies Name of products, brands, etc, appearing in this document are trademarks or registered trademarks of their respective owner companies. iFlight reserves the right to update this disclaimer and the safety guidelines. Visit www.iflight-rc.com for the latest version.

Warning

Before operating this product, make sure to familiarize yourself with its functions. Failure to operate the product correctly may result in serious injury to yourself or others, as well as damage to the product and property. This is a complex product that requires some basic knowledge and a period of familiarization before it can be used safely. It is not suitable for use by children. Do not use parts that are not supplied or recommended by iFlight, and ensure that the product is installed and used strictly

according to iFlight's guidelines. This guidance document contains instructions for safety, operation, and maintenance. Always carefully read all instructions and warnings in the user manual before assembling, setting up, and operating the product.

Notes

1. This charge adapter is only suitable for charging Defender 25 550mAh 4S and 900mAh 4S batteries. Do not use this charge adapter to charge any other battery type.
2. When using this charge adapter to charge battery, it is recommended to use it with the iFlight 100W or iFlight 30W portable charger, or other USB chargers that support USB PD, QC fast charging protocol.
3. Please place the charge adapter in a stable position and pay attention to insulation and fire prevention when charging.
4. Do not cover the battery and charge adapter during charging, as this will affect heat dissipation.
5. Do not touch or short the metal terminals with your hands or other objects to avoid short circuits.
6. If foreign objects are attached to the metal terminals, please wipe them with a dry cloth.
7. Do not use it in wet or cold environments.
8. After completing charging or storage, remove the battery and avoid connecting it for a long time.
9. It is forbidden to use this product near flammable and explosive materials, and it is forbidden to use this product on airplanes, ships, trains, high-speed rails, subways and other means of transportation.
10. If any abnormalities or overheating occur during the use of this product, please stop using it immediately and contact the dealer or purchase store for after-sales processing.

Specifications

Product model	Defender 25 Charge Adapter
Applicable battery	Defender 25 550mAh 4S and 900mAh 4S
Applicable chargers and protocols	Recommended for use with iFlight 100W or iFlight 30W portable chargers or other USB chargers supporting USB PD, QC fast charging protocols
Working temperature	5°C to 40°C
Input Voltage	5-20V
Output current	3.1A (MAX)
Balance current	500mA
Product size	145*35*27mm
Product weight	50g

Charging Time

Battery type	Charging mode	Input voltage	Charging time
Defender 25 550mAh 4S	25W	5V	Approx. 65min
	25W	9V	Approx. 33min
	25W	12V	Approx. 23min
	25W	15V	Approx. 18min
	25W	20V	Approx. 14min
	45W	20V	Approx. 8min
Defender 25 900mAh 4S	25W	5V	Approx. 95min
	25W	9V	Approx. 53min
	25W	12V	Approx. 39min
	25W	15V	Approx. 29min
	25W	20V	Approx. 24min
	45W	20V	Approx. 14min

Note:

1. The 45W charging mode can only be activated when the voltage is higher than 15V. If the voltage is lower than or equal to 15V, the 45W mode can still be triggered but with limited power output.
2. The input power needs to meet the power set by the charger in order to fully utilize all of its charging capabilities.

iFlight InnovationTechnology Ltd.

F5, NO.3 Sheng Hua Rd, Zhong Kai, Huizhou
516006,Guangdong,CHINA



www.iflight-rc.com

Follow us for more information and support

0752-3866695